



# FORD ACCESSORY BROCHURE





**Part No: Z06YR 19140 A**  
**76mm Stainless Steel Sports Bar**



**Specifications:**

- Manufactured from 304 grade stainless steel
- Mandrel bent to give smooth consistent bends
- Hand polished to the highest standard

Fitting Time = 90 Minutes

Available Ford NZ direct

**Part No: Z06YR 19150 A**  
**64mm Stainless Steel Rear Cab Protector**

**Specifications:**

- Manufactured from 304 grade stainless steel
- Mandrel bent to give smooth consistent bends
- Hand polished to the highest standard

Fitting Time = 90 Minutes

Available Ford NZ direct



Prepared on behalf of Ford NZ by Best Bars Ltd.  
Although all care has been taken the information in this document should be used as a guide only.



**Part No: Z06YR 16450 B**  
**Alloy Extruded Running Boards Satin Finish**



**Specifications:**

- Manufactured from quality extruded aluminium
- Injection moulded plastic end caps
- Extruded with a satin finish

Fitting Time = 90 Minutes

Available Ford NZ direct

**Part No: Z06YR 16450 A**  
**76mm Stainless Steel Side Pipes**

**Specifications:**

- Manufactured from 304 grade stainless steel
- Mandrel bent to give smooth consistent bends
- Hand polished to the highest standard

Fitting Time = 90 Minutes

Available Ford NZ direct



Prepared on behalf of Ford NZ by Best Bars Ltd.  
Although all care has been taken the information in this document should be used as a guide only.



**Part No: ATA73825  
Torza-Top Folding Tonneau Cover**



**Specifications:**

The Ultimate Soft Cover for your Truck!

- Comes completely assembled
- Fixed components - no more drilling - no more stretch cord
- Lightweight
- Goes on or off in less than 1 minute
- Drive with cover open or closed

Fitting Time = 1 Minute!

Available Best Bars direct

**Part No: 10-0011  
Aluminium Bed Extender**

**Specifications:**

- Extends the bed length to allow the transport of longer loads
- Straps in place over open tailgate or can be folded 180 degrees inside bed to provide smaller cargo space inside
- Manufactured from lightweight aluminium with quality powder coat finish

Fitting Time = 90 Minutes

Available Best Bars direct





**Part No: Z06YR 205027 AA**  
**Stainless Steel Tail Light Guards**



**Specifications:**

- Manufactured from 304 grade stainless steel
- Easy no drill application
- Hand polished to the highest standard

Fitting Time = 15 Minutes

Available Ford NZ direct

**Part No: ESFR012**  
**OEM Style Replacement Fog Lamps**

**Specifications:**

- Manufactured to install in OEM fog lamp position
- Wiring loom and switch included
- Can be plugged directly into wiring loom as OEM replacement
- Include H1 halogen bulbs

Fitting Time = 90 Minutes

Available Best Bars direct



Prepared on behalf of Ford NZ by Best Bars Ltd.  
Although all care has been taken the information in this document should be used as a guide only.



**Part No: 4D90A  
Aluminium Rear Bullbar**



**Specifications:**

- Manufactured from 50mm alloy tube
- Polished to mirror finish
- Must be fitted in conjunction with Best Bars towbar

Fitting Time = 30 Minutes

Available Best Bars direct

**Part No: 49R0  
Steel Rear Corner Protectors**

**Specifications:**

- Manufactured from 40mm heavy pipe
- Powder coat finish
- Must be fitted in conjunction with Best Bars towbar

Fitting Time = 30 Minutes

Available Best Bars direct





**Part No: (See Maxbox brochure for part no's)  
Maxbox Utility Toolbox**



**Specifications:**

Maxbox offers an outstanding combination of value and features that are the industry standard for quality reliability

- Manufactured from advanced plastic composites to withstand our harsh UV climate
- Available in 6 different models to suit most applications
- Provides maximum secure space
- Easy fit installation

Available Best Bars direct

(See Maxbox brochure for full details)

**Part No: ACS10-PU  
Save-A-Load Cargo Bar**

**Specifications:**

Save-A-Load outperforms all other adjustable cargo bars!

- The premier cargo restraint device on the market today
- Extends from 120cm to 190cm
- Manufactured from high tensile thick walled alloy extrusion
- The only hydraulically operated cargo bar available

Available Best Bars direct





**Part No: (See Specifications for part no's)  
Anodised Alloy Flat Deck**



**Specifications:**

All alloy tray designed to reduce weight and increase carrying capacity. Anodised for a long lasting quality finish.

Available in 5 different sizes  
9A100BF (2562mm x 1800mm)  
9A200BF (2412mm x 1800mm)  
9A300BF (2107mm x 1800mm)  
9A400BF (1805mm x 1800mm)  
9A500BF (1652mm x 1800mm)

Fitting Time = Approx 4 hours

Available Best Bars direct

**Part No: (See Specifications for part no's)  
Steel & Wood Flat Deck**

**Specifications:**

Steel & Wood tray designed for improved looks as well as durability. Finished in a heavy-duty industrial powder coat with 19mm transport timber flooring.

Available in 5 different sizes  
9H100F (2585mm x 1790mm)  
9H200F (2433mm x 1790mm)  
9H300F (2130mm x 1790mm)  
9H400F (1826mm x 1790mm)  
9H500F (1674mm x 1790mm)

Fitting Time = Approx 4 hours

Available Best Bars direct





**Part No: 9H022  
Sliding Undertray Toolbox**



**Specifications:**

The ultimate in undertray storage. Keep tools safe, dry and off your tray with this lockable sliding undertray toolbox. Manufactured from galvanized steel for long life and durability.

Dimensions:  
1645mm x 747mm x 170mm

Fitting Time =

Available Best Bars direct

**Part No: 4CD0  
Rear Removable Ladder Rack**

**Specifications:**

Alloy 63mm removable rear ladder rack. Shaped to match the head-board tube on both Best Bars steel and alloy trays. Mounts through base of tray and is height adjustable.

Fitting Time =

Available Best Bars direct






**VAN0003 - PHANTOM**

Designed to suit most small & midsize utility vehicles. Features "Gull-wing" side opening doors. Designed to sit on sides of wellside.



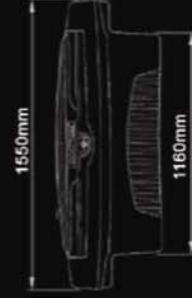
**VAN0014 - CONCORDE II**

Designed to suit most small and mid-sized utility vehicles. Dual front opening lids with individual locks



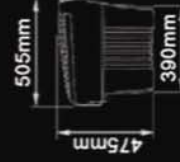
**VAN0012 - CONCORDE FULL SERIES I**

Designed to fit full sized American utility vehicles. Front opening with single central lock



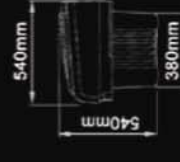

**VAN0001 - CONCORD I**

Designed to suit smaller utility vehicles. This model is front opening with single central lock.



**VAN0011 - CONCORDE EXTRA**

Designed to suit mid-sized utility vehicles. This model is front opening with single central lock.



**VAN0013 - CONCORDE FULL SERIES II**

Designed to fit full sized American utility vehicles. Front opening with single central lock

